
Joint COVID-19 Response Legislative Workgroup

Teleconference Meeting

***THIS MEETING WILL*
*BEGIN SHORTLY***

**November 18, 2020
10:00 a.m.**

Agenda Overview

(10:00 a.m. - 10:05 a.m.)

- I. Opening Remarks
- II. Briefing from Maryland Department of Health
- III. Closing Remarks

Briefing from MD Dept. of Health

(10:05 a.m. - 10:55 a.m.)

- Robert R. Neall, Health Secretary
Dr. Jinlene Chan, Acting Deputy Secretary,
Public Health Services
- Limited Questions and Answers
- Contact:
Webster Ye
webster.ye@maryland.gov



Update on COVID-19 Response to Joint Legislative COVID-19 Workgroup

Robert R. Neall, Health Secretary
Dr. Jinlene Chan, Acting Deputy Secretary, Public Health Services

Wednesday, November 18, 2020

Marylanders must continue to take action to slow the spread of COVID-19



- Wear a mask
- Practice physical distance
- Wash hands
- Answer the call

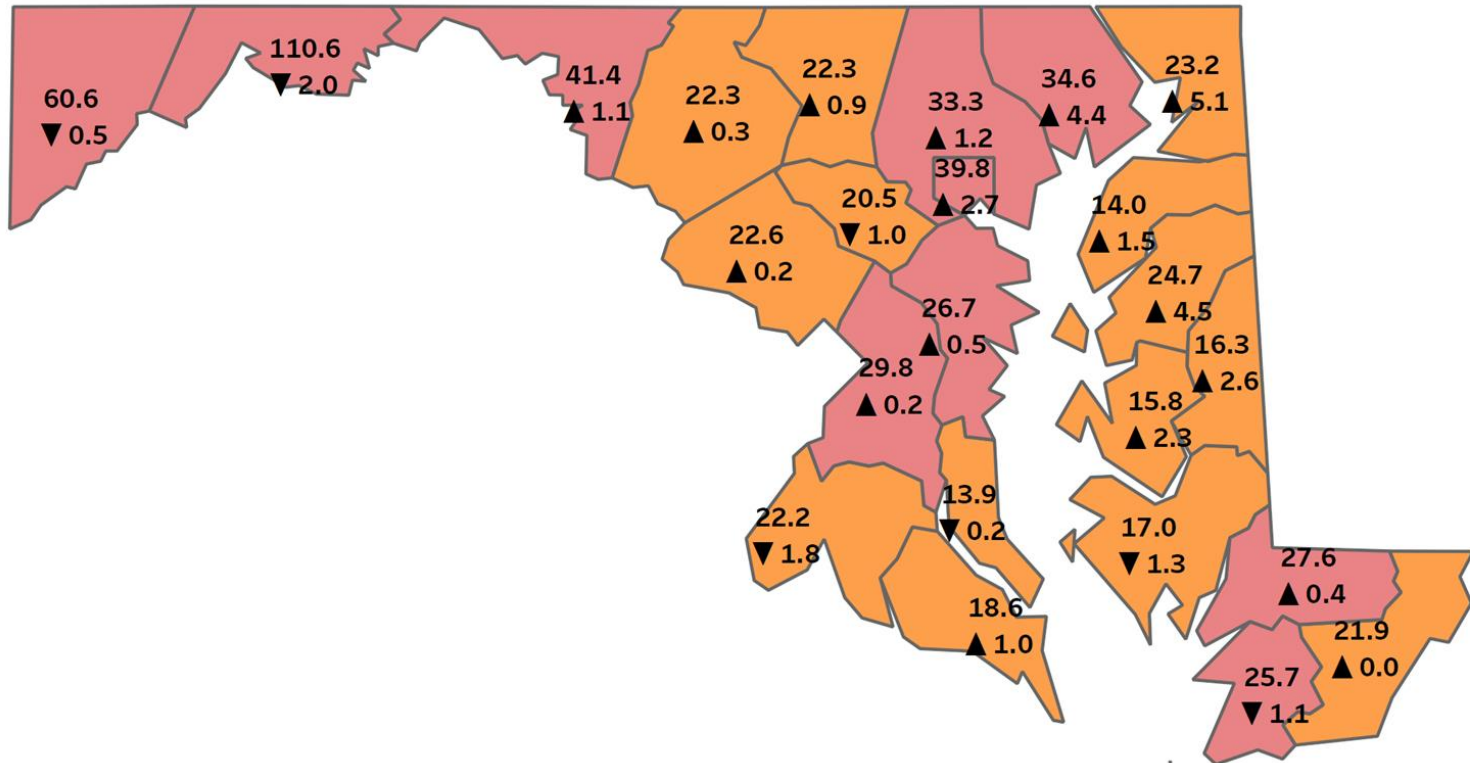


Maryland Strong: Roadmap to Recovery

- **Testing** - 3.9 million cumulative PCR tests conducted in Maryland, with testing volumes of approximately 30,000 tests a day within the State.
- **Contact Tracing** - Over 64,000 cases and over 85,000 contacts reached and interviewed by Maryland's 1,400 contact tracers.
- **PPE** - Approximately 85 million pieces of Personal Protective Equipment distributed, with requests being fulfilled as we speak from the incident command system.
- **Hospital Surge Capacity** - At the onset of the pandemic, approximately 6,700 surge beds were identified, and we continue to make Advanced Medical Tents, ICU Modulars, and Alternate Care Sites available for COVID patients.

For the first time since June, Maryland's positivity rate exceeds 5%

7-Day Average Case Rates by County



7-Day Average Case Rates: 11/17/2020.

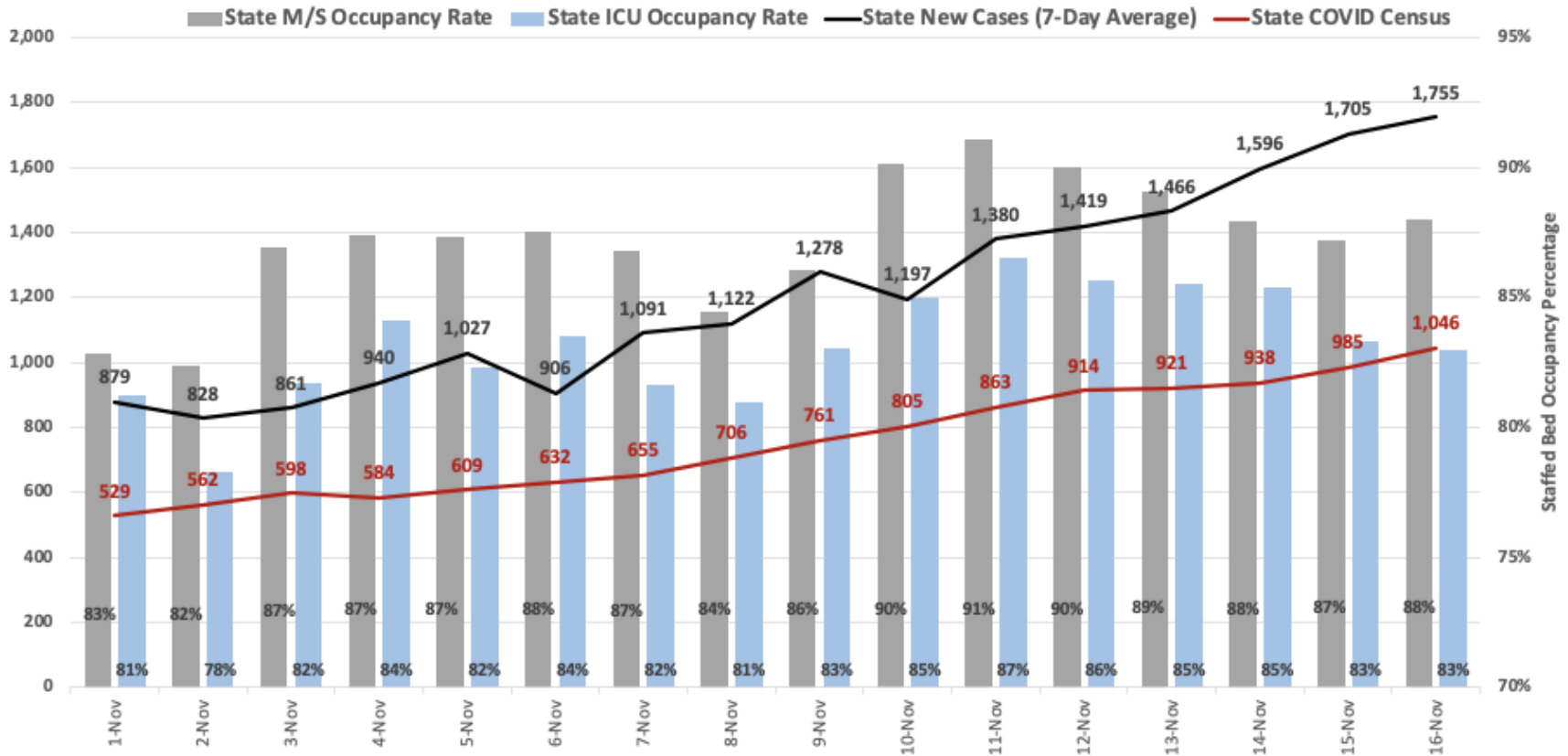
Red: >25 cases/100,000

Orange: 10-25 cases/100,000

Arrow indicates change from prior day.

Hospital Surge Capacity

Statewide New Cases*, COVID Census and Staffed Bed Occupancy Rates



*7-day Average

Source: CRISP and <https://data.imap.maryland.gov/>



Governor's Executive Order

November 17, 2020

Effective Friday, November 20 at 5 p.m.

- **10pm closure for bars, restaurants:** All bars, restaurants, and venues serving food and alcohol must close between 10 p.m. and 6 a.m., except for carryout and delivery.
- **50% capacity for retail and religious facilities:** Capacity at retail and religious facilities will be reduced to 50%.
- **Limiting capacity at outdoor sporting venues:** To the lesser of 50% capacity or 250 people.

MDH Secretary's Orders: Healthcare Matters - November 17, 2020

- **Hospital visitation prohibited until further notice.**
 - Exceptions: end-of-life care, obstetrics, parents or guardians of minors, and support for people with disabilities.
- **Hospital surge management:** Allows hospitals that are either full or nearing capacity to transfer patients to hospitals that are equipped to provide them with the care they need
- **Guidance on elective procedures:** State health officials issued guidance warning medical providers to avoid elective procedure admissions that may require prolonged post-procedure care.

MDH Secretary's Orders: Nursing Homes

November 17, 2020

- **Nursing home testing surge:** Institutes mandatory twice-weekly testing for all staff at Maryland nursing homes, as well as mandatory weekly testing for all nursing home residents.
- **New limits on visitation:** Restrictions for indoor visitation at these facilities that align with CMS guidance.
 - Visitors need a negative test result 72 hours before visit
 - There is no change for conducting outdoor visitation.

PPE Update

**Current Use Rate
(11/13/2020)**

Type of PPE	Inventory on Hand/Ordered (units)	Burn Rate (units per day)	Days on Hand (DOH)
Face Shields/Goggles	1,649,414	10,006	165
Gloves	42,957,807	1,746,847	25
Gowns	20,228,399	391,003	52
N95 Masks	13,811,210	17,208	803
Surgical Masks	30,723,620	30,295	1,014
KN95 Masks	16,981,310	-	-

**Anticipated Burn Rate with
a Peak of 1,800 COVID-19
Hospitalizations
(11/13/2020)**

Type of PPE	Inventory on Hand/Ordered (units)	Burn Rate (units per day)	Days on Hand (DOH)
Face Shields/Goggles	1,649,414	18,988	87
Gloves	42,957,807	2,018,760	21
Gowns	20,228,399	518,678	39
N95 Masks	13,811,210	34,665	398
Surgical Masks	30,723,620	31,869	964
KN95 Masks	16,981,310	-	-

Days On Hand = Inventory on hand ÷ Burn Rate

Burn rates include PPE utilization by: Acute Care Hospitals (COVID-19 and non-COVID-19 patients), Long-Term Care Facilities/Nursing Homes, Post-Acute Care Settings, First Responders, Healthcare Service Providers, and Others.

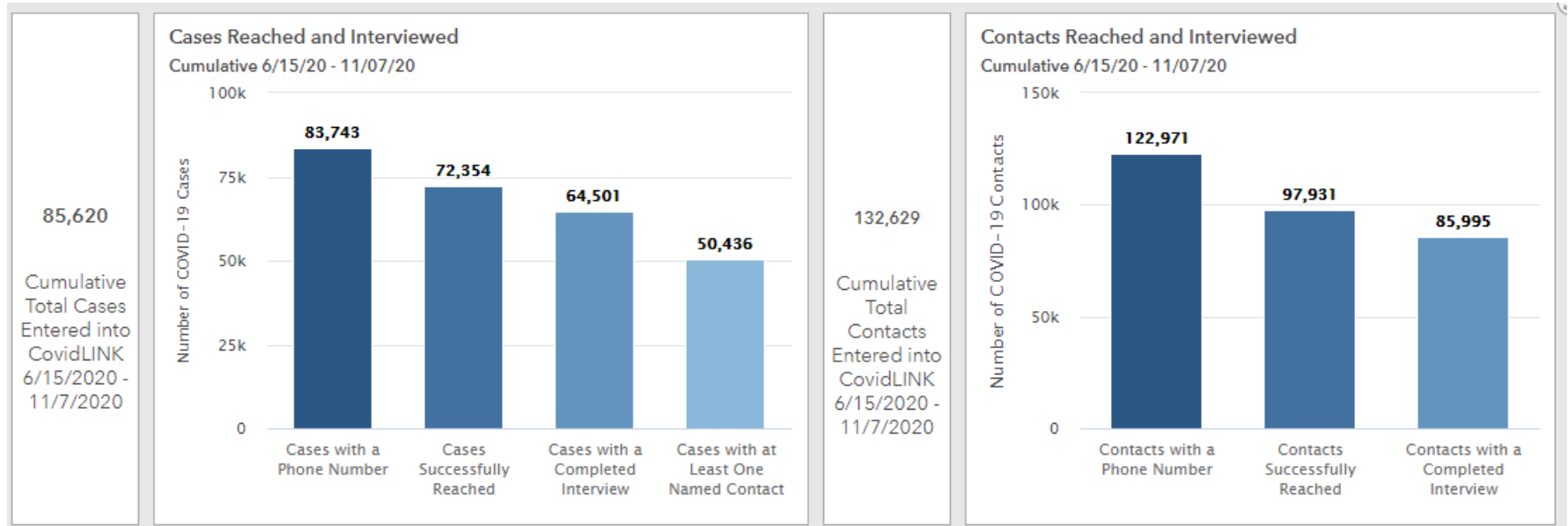
Contact Tracing: MD COVID Alert

- Launched **MD COVID Alert** on **November 10**. This is in addition to our traditional contact tracing efforts.
- Implements Apple/Google Exposure Notification Express technology
- **Nearly 1 million smartphones** have enabled MD COVID Alert



MDC**VID**
ALERT

Contact Tracing



- Continuing to focus on public awareness and participation.
- Within the past month, increasing trend of interviewed cases reporting attending gatherings of more than 10 people or visiting high risk locations.

#MasksOnMaryland Campaign

- MDH, in partnership with our local health departments, has **distributed more than 60,000 masks since the summer.**
- The [Masks on Maryland](#) campaign focuses on the benefits of wearing a mask.
- Masks are a way to carry on doing things we enjoy, not as a barrier to life.



Next steps

- Encourage your constituents to stay vigilant and:
 - Wear a mask
 - Practice physical distance
 - Wash hands
 - Answer the call
 - Get a flu shot!



Closing Remarks

- Check Hearing Schedule on Maryland General Assembly website for committee meetings
- Next meeting TBD